

aSa Bar List puts quicker project turn-around and more efficient workflow right at your fingertips. Rapid takeoff screens and accurate, flexible reporting give your office, shop, and field the tools and information they need to work smarter.

- **Faster and more accurate**

Time-saving features and built-in error-checking help you create mistake-free material lists faster.

- **Multiple reports ... single source**

Enter details once. A multitude of management, fabrication, and placing reports are generated from a single material list.

- **Take off rebar and everything else**

Enter rebar, plain round steel, end preps, mesh, and accessories. The program accumulates and provides weight totals for all material.

- **Eliminate mistakes**


Instant error-checking, running weight totals, and on-screen scaled bending illustrations help you catch errors before they cost you money.

Designed to meet the needs of both detailers and order entry personnel, aSa Bar List encompasses two main components. The first is an interactive screen, used to enter rebar, plain round steel, mesh, and other miscellaneous products. Built-in error-checking, advanced editing features, and automatic engineering calculations make listing material fast and simple. The second component is a powerful reporting tool. From a single list of material, you can generate a wealth of comprehensive, professional documents, including the Bar List report — a sorted, accumulated, weighed list of material with totals for each grade, coating, and bar size (diameter).

Integration and Intelligence

aSa uses Microsoft® database technology to store, retrieve, and manage your takeoff information. In a network environment, database tables are accessible to other aSa applications, allowing for integration across your entire organization. For example:

- Job and customer information set up prior to bar list creation can be automatically loaded into each bar list.
- Shipping, billing, and inventory tasks are automated by Bar List's seamless integration with aSa Rebar Financials.
- Create reports for any list, regardless of whether it was entered using the Bar List Entry Screen or generated from aSa Sales Order or CAD/Detailing.
- Bar List information is instantly and automatically accessible to aSa Production, which generates material bundle tags and fabrication instructions for your shop.



- **Set up in seconds**

The system auto-assigns a unique identifier and release number to each bar list. Other values fill in instantly when you select the job and customer.

- **Always find the information you need**

Navigator and Lookup tools show you valid field entries in a sorted on-screen list.

- **No need to hand-draw shapes**

All industry standard shapes are built into the system, plus you can draw and define your own custom bends using aSa Shape Manager. Shape illustrations automatically display on tags and reports.

Bar List Entry Screen

The Bar List Entry Screen is especially useful as a detailing tool when CAD drawings aren't required, such as highway work. The advanced interface is designed for speed and convenience:

- Customer information and project defaults automatically load when you select a job.
- Powerful search tools help you locate any bar list in seconds.
- Item and running weight totals are automatically calculated and displayed as you enter material, helping to easily catch errors and build truckload size orders.
- Quantity can be automatically calculated based on span and spacing.
- Enter as much or as little information as you need: simply type in quantity, bar size, and length, or specify a wealth of fabricating and installation information for each line item.
- Define marked items only once, then take them off as many times as you like by simply entering the quantity and mark; no need to re-enter details.

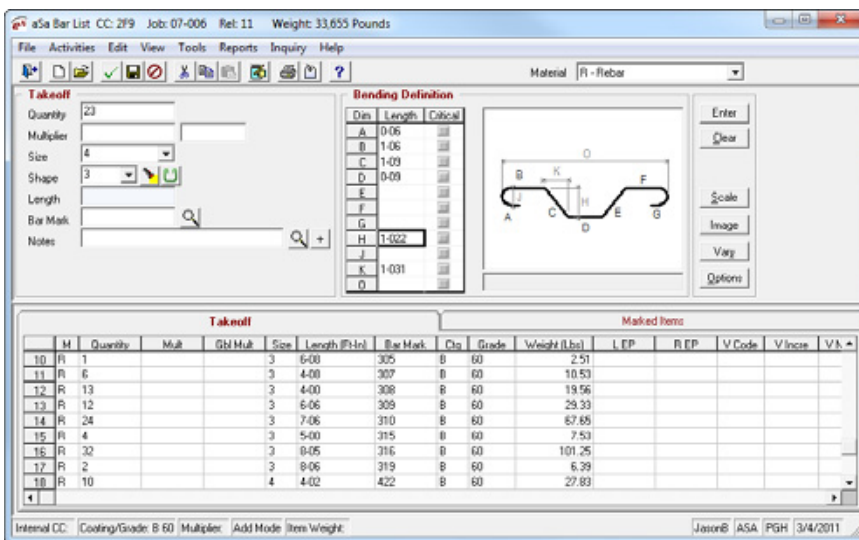
Because your projects require more than just rebar, aSa lets you define and list any product, including plain round steel, end preparations, mesh, high chairs, and other accessories. The program will calculate totals — even converting units such as square feet to mesh rolls or square meters to mesh sheets — and print all the items on your reports. aSa Bar List's built-in engineering calculations take the time and hassle out of listing bent bar details. Standard hook lengths and slope dimensions are automatically filled in for you by the program. Plus, shapes are displayed to scale on-screen based on your dimensions, allowing you to easily catch errors right away. The program handles industry standard shapes, plus custom shapes that you draw and define yourself.

Additional features of the Bar List Entry Screen let you customize field order and grid display to meet your needs and preferences. Editing tools like Cut, Copy, Paste, and Search functions are available at a right-click of the mouse.

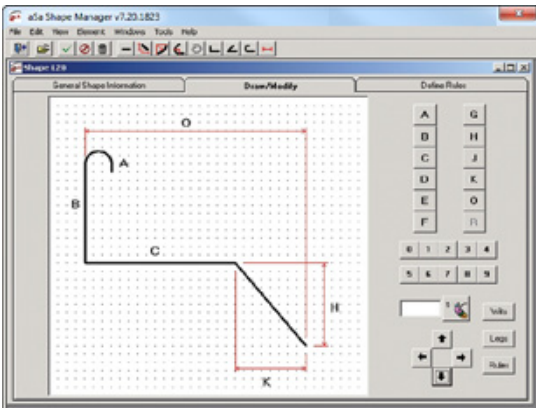
Time-saving Tools

Bundled with the main Bar List Screen are tools that aid in every aspect of material management:

Shape Manager lets you draw and define custom bend shapes. These shapes contain the same built-in intelligence as industry standard shapes; this means the program can check entries for errors and auto-calculate hook lengths and angle dimensions. The system handles an unlimited number of leg lengths for multi-sided ties.



The Bar List Entry Screen is used to create lists of rebar and other material. Fields, grid columns, and cursor sequence are completely customizable to suit your needs. Scaled illustrations of each bend shape display as material is entered.



Nearly any shape imaginable can be drawn and defined using Shape Manager. Once defined, the shape can be taken off in aSa Bar List and will display on Production bundle tags.

Item	Qty	Quantity	Unit	Material	Size	Length	Bar Mark	Section	Notes	Qty
1	1	1		1010						
2	1	1		1010						
3	1	1		1010						
4	1	1		1010						
5	1	1		1010						
6	1	1		1010						
7	1	1		1010						
8	1	1		1010						
9	1	1		1010						
10	1	1		1010						
11	1	1		1010						
12	1	1		1010						
13	1	1		1010						
14	1	1		1010						
15	1	1		1010						
16	1	1		1010						
17	1	1		1010						
18	1	1		1010						
19	1	1		1010						

Bar List Split is just one of several tools you can use to copy and share information among multiple bar lists. In Split, simply double click on an item to move it from one bar list to another.

Bar List Split is used to copy and exchange takeoff information among multiple files at the click of a mouse. Advanced capabilities even allow you to split a single line item between two different bar lists.

Definition Libraries are used to share bending details and marked straight bars across multiple bar lists. If the marks are the same for an entire project, simply define them once and use them on an unlimited number of bar lists.

Copy/Rename and **Get Bar List Data** allow you to easily duplicate takeoff items from one bar list to another.

Comprehensive Reporting

The powerful and flexible reporting capabilities of aSa Bar List are unsurpassed. From sorted, accumulated material lists for the office and shop, to advanced placing documents for field personnel, aSa gives you the reporting tools to meet your needs and to satisfy your customers.

- **Bar List** - a sorted, accumulated, weighed list of material, along with overall totals summarized by straight, heavy bending, light bending, and miscellaneous items.
- **Placing List and Detail Sheet** - helpful placing documents to aid in field installation. The placing list can be printed with an optional bend detail. The detail sheet displays dimensions and illustrations of each bend shape.
- **Bend Detail** - easy-to-read list of bar marks, sizes, lengths, shapes, and bending dimensions.
- **Customer & Job Reports** - view summary or detailed background information for any project. Sort and select options give you complete control over the content and sequence of information contained in the reports.
- **Other Reports** - transmittal letters, correspondence notes, and many other helpful documents and on-screen inquiries are generated from aSa Bar List.

- **No need for manual calculations**
Hook lengths, slope dimensions, and radius dimensions are automatically calculated and filled in for you – even for user-defined shapes.
- **Edits are a breeze**
Cut, Copy, Paste, and Search tools are only a right-click away, making edits to your list quick and simple.
- **Never enter the same information twice**
Bar List Split, Get Bar List Data, and Save As tools allow you to easily move and copy takeoff from one list to another.
- **Reporting is as simple as 1-2-3**
1) Pick the type of report you want 2) Select the desired orders 3) Click Print.
- **Keep office, shop, and field crews informed**
Messages and special notations entered in Bar List allow you to communicate effectively via aSa-generated reports.

The aSa Bar List Report is a sorted, accumulated, weighed list of material. Totals are displayed for each bar size, and the summary page includes totals for straight, heavy bent, and light bent material. Messages, user-defined groupings of material, and miscellaneous products also appear on the Bar List Report when applicable.

The screenshot displays the aSa Bar List Report for a project named 'TRAINING BUILDING' at 'A&S Construction Company'. The report is titled 'Rebar, Grade 60, Black' and shows a list of rebar items with columns for bar size, length, mark, and weight. A 'WEIGHT SUMMARY' section is visible at the bottom, featuring buttons for 'TOTAL', 'STRAIGHT', 'LIGHT BENDING', and 'HEAVY BENDING', and columns for 'SIZE', 'ITEM', 'PIECES', and 'WEIGHT'. The summary table shows totals for various bar sizes, including 3, 4, 5, 6, 7, 8, 9, and 10, with a total weight of 27249 lbs and a longest length of 108-10.

Applied Systems Associates, Inc.

Since 1969, Applied Systems Associates, Inc., has been an innovator in rebar software technology. aSa's "Complete Rebar Solution" automates nearly every step of the reinforcing steel process. Methods, procedures, and presentation practices developed by aSa have become standards in the rebar industry. More than just a software developer, aSa prides itself on providing complete solutions, including hardware, networking, and information technology services, as well as top-notch training and support from aSa's large in-house team of computer and industry experts. aSa is a Microsoft Certified Partner and supplies business solutions from Sage Software, Inc., and engineering solutions from Bentley Systems, Inc. — including the CAD design package MicroStation. aSa also provides a comprehensive line of paper forms and office supplies.

- Estimating
- CAD/Detailing
- Bar List
- Scheduling
- Computer Shearing
- Tags
- Equipment Interfaces
- Opto-Shear Console
- Barcoding
- Material Tracking
- Load Tracking
- Bundle Inventory
- Delivery Ticket
- Contract Management
- General Ledger
- Accounts Receivable
- Accounts Payable
- Payroll & Human Resources

Applied Systems Associates, Inc.
www.asarebar.com

5270 Logan Ferry Road
Murrysville, PA 15668 USA
1.800.CALL.ASA 1.800.225.5272
+ 1.724.733.8700



Worldwide service and support
Visit asarebar.com/contact for a list of all aSa locations.